


# OS2<sup>®</sup> V

VARISATION STAPLE



# OS2<sup>®</sup> VP

VARISATION STAPLE IN PEEK



The OS2<sup>®</sup> V and the OS2<sup>®</sup> VP staples are indicated for Akin type osteotomies.



The staples are delivered sterile packaged with their dedicated holders and drill guides



The staples are available in different angles and interaxis



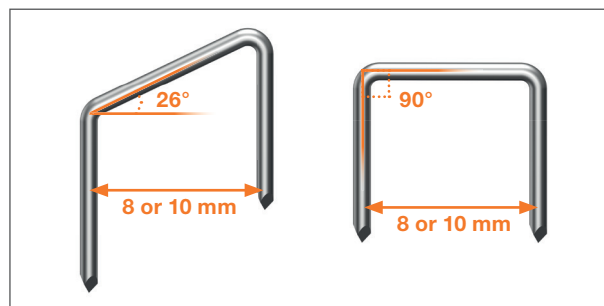
A GLOBAL EXTREMITY COMPANY

# OS2® V

## PRODUCT DESCRIPTION


### READY TO USE VARISATION STAPLE

- The OS2® V variation staple is indicated for Akin type osteotomies.
- It is available in 8 or 10 mm interaxis with 2 available angles: 26° or 90°.



### SINGLE USE INSTRUMENTS

- It is delivered sterile pre-loaded on its inserter ①, and the drill guide ② is packaged with the implant
- Once implanted the staple is freed from its inserter by pushing the button ③ to release the locking mechanism.
- The inserter can be used either as stand-alone instrument or assembled on the Neosys® Universal handle to increase the lever-arm at release.
- The drill guide can be used as a stand-alone instrument or assembled on the Neosys universal handle (for further information about the single use instrumentation please refer to the dedicated brochure)



# OS2® V

## ORDERING INFORMATION

### OS2® V - Varisation Staple Kit

Interaxis	Angle	Ref
10 mm	26°	T10 SS260
08 mm	26°	T10 SS268

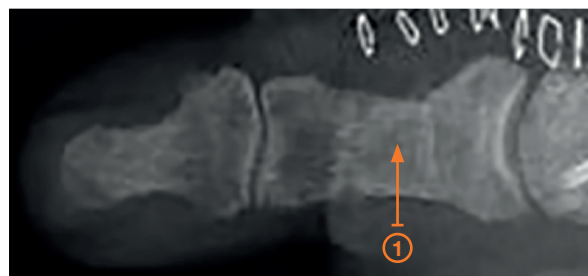
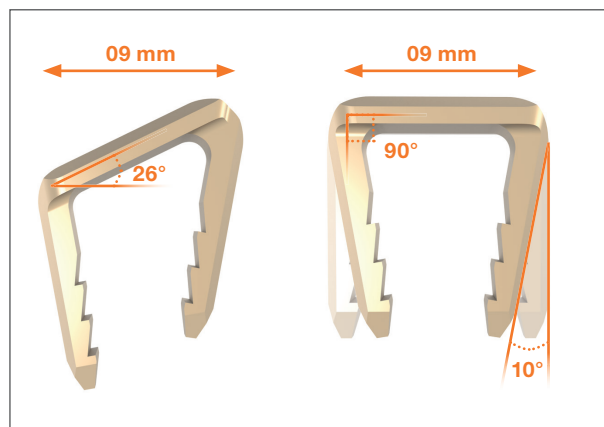
Interaxis	Angle	Ref
10 mm	90°	T10 SS900
08 mm	90°	T10 SS908

# OS2® VP

## PRODUCT DESCRIPTION

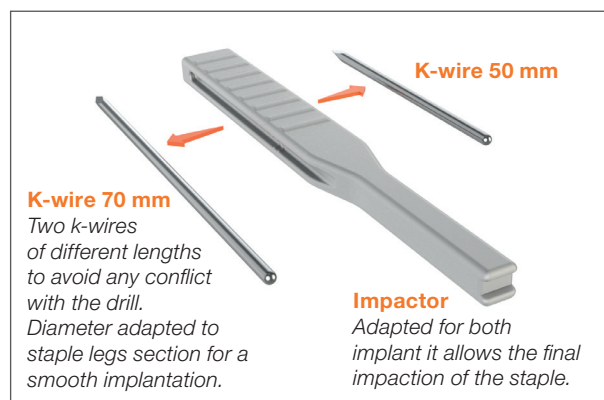
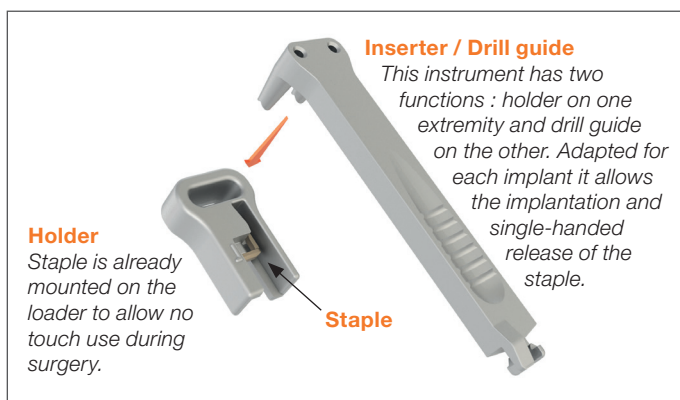
### READY TO USE PEEK VARISATION STAPLE KIT

- The OS2® VP variation staple is indicated for Akin type osteotomies.
- It is available in 9mm interaxis with 2 angles: 26° or 90°.
- The OS2® VP is made of PEEK OPTIMA®, a radio transparent material. This enables a good level of control of bone consolidation. ①
- The legs of the compression staple converge at 20°. Compression is linked to the mechanical properties of the material. Storage and use of the staple do not require temperature management.



### SINGLE USE INSTRUMENTS

- The OS2® VP variation staple set is delivered sterile, ready to use and stand alone.
- Once implanted the staple is freed from its inserter by a quarter turning.



# OS2® VP

## ORDERING INFORMATION

### OS2® VP - PEEK Variation Staple Kit

Interaxis	Angle	Ref
09 mm	26°	T40 SP126
09 mm	90°	T40 SP190

## OS® V

### INDICATIONS

The OS2® V Varisation staples are indicated for Akin type osteotomies

### CONTRA-INDICATIONS

The implant should not be used in a patient who has currently, or who has history of:

- acute or chronic systemic inflammations,
- active infections,
- sensitivity/allergies to the implant material (316L).

### RECOMMENDATION

It is recommended to carefully read the instructions for use available in the package insert.

### DEVICES

CE Classification (Directive MDD 93/42/EC)

– Implant kit : Class CE IIIb - CE2797

### REIMBURSEMENT

Reimbursement may vary from countries to countries. Check with local authorities.

### MANUFACTURER

In2Bones SAS  
28, chemin du Petit Bois  
69130 Ecully – FRANCE  
Phone : +33 (0)4 72 29 26 26  
Fax : +33 (0)4 72 29 26 29

### DOCUMENT

Reference : BR-DIG-OS2-EN-122020

Availability of these products might vary from a given country or region to another, as a result of specific local regulatory approval or clearance requirements for sale in such country or region.

Always refer to the appropriate instructions for use for complete clinical instructions.

Non contractual document. The manufacturer reserves the right, without prior notice, to modify the products in order to improve their quality.

CAUTION: Federal law (USA) restricts this device to sale and use by, or on the order of a physician.

Except otherwise specified, all commercial trademarks used in this document, In2bones and the In2bones logo are trademarks or registered trademarks of In2bones or its subsidiaries. Peek-Optima® is a polymer produced by INVIBIO®. Peek- Optima® is a registered brand of INVIBIO®.

## OS® VP

### INDICATIONS

The OS2® VP Varisation staples are indicated for Akin type osteotomies

### CONTRA-INDICATIONS

The implant should not be used in a patient who has currently, or who has history of:

- acute or chronic systemic inflammations,
- active infections,
- sensitivity/allergies to the implant material (PEEK).



A GLOBAL EXTREMITY COMPANY

In2Bones.com

#### International Office

In2Bones SAS • 28, chemin du Petit Bois • 69130 Ecully • FRANCE  
**+33 (0)4 72 29 26 26** • [contact@in2bones.com](mailto:contact@in2bones.com)

#### Corporate Headquarters

In2Bones Global, Inc. • In2Bones USA • Memphis, TN • USA  
**+1 844. 602. 6637** • [Info@i2b-USA.com](mailto:Info@i2b-USA.com)

In2Bones® as the manufacturer of this device, does not practice medicine. The surgeon who performs any implants procedure is responsible for determining and using the appropriate surgical techniques for implanting the device in each patient. This surgical technique manual is furnished for information purposes, as an aid to use properly the device and its dedicated instruments. OS2, In2bones and the In2bones logo are trademarks or registered trademarks of In2bones or its subsidiaries.  
©2020 In2Bones - All rights reserved  
BR-DIG-OS2-EN-122020